

# Toolbox Talk

## BRIEFING DRIVERS ON TELEMATICS BENEFITS


2021-09-28

Björn Röhl



# Preparing drivers for the Masternaut In-Cab Coach


## PURPOSE OF THIS DOCUMENT



Inform drivers on the process of telematics deployment and In-Cab Coach activation



Help drivers understand the alerts that will be provided from by the In-Cab Coach



Help drivers understand the Driver Behaviour feedback mechanisms that come with Masternaut

This aims to help drivers understand the In-Cab Coach's functionality and how it will improve safety and sustainability

# In-Cab Coach will be visible to you once deployment is complete

## INTRODUCING THE IN-CAB COACH

### INSTANT IN-CAB COACHING

Our 'in-cab coach' gives instant auditory and visual feedback on harsh events such as speeding, accelerating, and braking, as well as idling, to change driving behaviour.

- Provide on-the-job training at the right moment
- Instant response instead of monthly discussions about what happened
- Audio alerts
- Visual traffic light system - Green | Amber | Red



With the installation of our in-cab coaching bar, our customers reduced speeding events by an average of 53%

# Objectives of this Programme

# This aims to make our driving smoother, safer and cleaner

## OBJECTIVES OF THE MASTERNAUT SYSTEM

### REDUCE FUEL WASTE

Idling, speeding and detours waste fuel. They are easy to fix even without managerial oversight. Reduce fuel waste and your impact on the environment with a 3-5x return on investment (ROI).

### IMPROVE CO<sub>2</sub> EMISSIONS

Prove a reduction in CO<sub>2</sub> emissions through accurate MPG readings, before and after the implementation of Masternaut's in-cab coaching device.

### AVOID ACCIDENTS

Safety on-site and on the road are crucial, and a question of lasting behaviour change. Make sure your employees get home to their families safely every evening.

# The In-Cab Coach is here to help improve safety of drivers

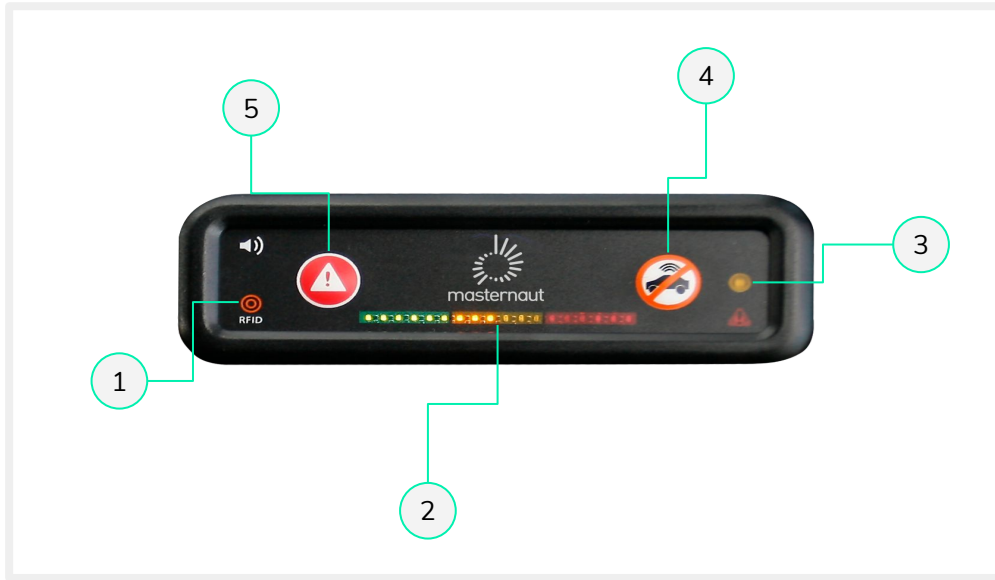
## FREQUENTLY ASKED QUESTIONS

FAQs	Answer
1 <b>I am a good driver why do I need this?</b>	The system is not being introduced to penalise you as a driver. The In-Cab Coach is not suggesting that you are a 'bad driver'; it's simply highlighting areas for improvement.
2 <b>What if someone else is at fault for my score?</b>	There are things in driving which you cannot control - we would expect some harsh events on most journeys. We are monitoring behaviour trends over long periods of time, not one offs.
3 <b>Why does the In-Cab Coach keep beeping at me when I am just sat in the vehicle with the engine on?</b>	After X minutes of idling (engine is on and vehicle not moving) the beeping will start and will not stop until either the engine is turned off or the vehicle moves.
4 <b>What is the point of doing all this?</b>	We want to help you improve as a driver and keep you safe on the road. We are aiming for consistency in your driving, by using the In-Cab Coach and the feedback we can make you more aware to your driving.

# The In-Cab Coach has five key features

## THE IN-CAB COACH AT A GLANCE

### The Masternaut In-Cab Coach



### Key

- 1 RFID Key Scan Point:**  
This button is not in use
- 2 Driver Feedback Lights:**  
Lights up when events are triggered
- 3 ID Indicator Light:**  
This button is not in use
- 4 Private Button:**  
This button is not in use
- 5 Panic Button:**  
To trigger an incident management alert

# Driver-facing metrics that are easy to understand and act upon

## DRIVER BEHAVIOUR

SCORES

**Smoother**



Number of harsh accelerations and brakes per 100 miles / km

**Safer**



Percentage of miles driven within road speed limits <sup>1</sup>

**Cleaner**



Percentage of time of actual driving, not idling <sup>2</sup>

(1) max 10% above road speed limit

(2) more than 2 min stationary with engine on



# How is feedback from the In-Cab Coach presented?

## IN-CAB COACH ALERTS



- The In-Cab Coach colour system is designed to notify you of the degree to which you have exceeded a driving event:
  - Good Driving Behaviour = No LED and No Beep;
  - Low Event Threshold exceeded = **Amber** LED and Single Beep;
  - High Event Threshold exceeded = **Red** LED and Constant Beep.
- Masternaut Connect will calculate your Smoother rating and for all your colleagues, so that Smoother ratings can be compared and any opportunities for improvement can be identified

# Your Driver Behaviour is automatically recorded in Connect

## DRIVER BEHAVIOUR MANAGEMENT

### Connect Vehicle Score

#### Driving behaviour

##### Smoother ⓘ

Harsh events (%)

47.3 ▲ 0.5



Avg.  
Company 48.0  
Connect (All) 43.1

##### Safer ⓘ

Safe speed (%)

98.0 ▶ -



Avg.  
Company 94.9  
Connect (All) 95.9

##### Cleaner ⓘ

Driving (%)

79.6 ▼ -2



Avg.  
Company 89.0  
Connect (All) 88.9

#### Ranking

##### Smoother ⓘ

Harsh events (%)

Draizy Barken	100.0	Eshaan Hogston	100.0	Vincent AEXANDRE	100.0
Briyanna Hemish	100.0	Jaylannie Suomela	99.9	Malayshia Orscheln	98.2
Taisei Toczek	100.0	Naturi Carlye	99.9	Eshaan Hogston	96.4
Connect (All)	43.1	Connect (All)	95.9	Connect (All)	89.9
Laurelle Baragona	11.4	Xandria Riculfy	89.6	Zakiyah Gioriano	38.6
Kelbie Induddi	9.3	Ruchama Bloes	89.1	Dinero Edith	35.2
Mckayla Krings	5.8	Anastassia Kondo	86.7	Sian Agler	0.2

Show more

Show more

Show more

### Guide

Masternaut uses an in-depth analysis of your driving and gives you back a percentage score based on the number of harsh events and the miles you have driven

This will show you the top 3 best and worst drivers performing in each key area

The best performance drivers are highlighted in green, while the underperforming drivers are highlighted in red

Thank you

